

Accredited Standards Committee*
NCITS, National Committee for Information Technology Standards

Doc. No.: T13/E01028R0
Date: 12/3/2001
Project: 1410D
Ref. Doc.: E01025R0
D1410R3
Reply to: Peter McLean

To: Membership of T13

Subject: Results of letter ballot E01025R0

For the ballot to forward Draft Standard 1410D, ATA/ATAPI-6 revision 3, to NCITS for further processing the vote was as follows:

When the ballot was issued on 31 October 2001, twenty voting member organizations existed. The results of the letter ballot are 18 yes votes, 0 no votes, 0 abstain votes, 2 eligible organizations did not vote. The motion passes. Details of the vote appear below.

Phil Gardner	Absolute Software	P	Yes
Ron Roberts	Adaptec	P	Yes
Larry Barras	Apple	P	Yes
Sumit Puri	Fujitsu	P	Yes
Andrew Vuong	Hitachi	P	Yes
Dan Colegrove	IBM	P	Yes
Tim Bradshaw	lomega	P	Yes with comments
Andre Hedrick	Linux ATA Development	P	Yes
Tim Thompson	LSI Logic	P	Yes
Pete McLean	Maxtor	P	Yes with comments
Nita Pan	Microsoft	A	Yes
Mary Morgan	Morgan Link	P	Yes
Tony Goodfellow	Pacific Digital	P	Yes
Ron Salmon	Phoenix Technologies	P	Yes
Skip Jones	Qlogic	P	Did not vote
Bob Chang	Sandisk	P	Yes
Marc Noblitt	Seagate	P	Yes
Aaron Wilson	ST Microelectronics	P	Yes
Tasuku Kasebayashi	Toshiba	P	Yes
Darrin Bulik	Western Digital	P	Did not vote

Two yes votes included comments. These comments are enclosed.

Regards,

P.T. McLean

*Operating under the procedures of The American National Standards Institute.

NCITS Secretariat: Information Technology Industries Council (ITI)

1250 Eye Street, N.W., Suite 200, Washington, DC 20005-3922; Fax: (202) 638-4922 Tel: (202) 737-8888

Enclosure 1 – Comments

T13 Chairman

- 5) Page 53, section 6.21, paragraph 7 (last paragraph on page): “Figure and” – the figure statement needs a number (should be 11, I believe).
- 6) Page 73, section 7.15.6.3, last line: “...that is not result of an...” – should there be a “the” between “not”
- 7) Page 363, section 9.11, figure 41: “DDR1:DDR2” in the figure should read “DDR0:DDR1” (there is no DDR2 state defined).
- 8) Page 371, section 9.16.2, paragraph two, first sentence, second line: “...in the same way would if Device 0 was present.” should probably be changed to something like “...in the same way it would if Device 0 was present.”
- 9) Page 471, Annex D: “1) EIA documentsmay...” – space needed between “documents” and “may”

Comments accompanying Maxtor Yes vote on letter ballot to forward ATA/ATAPI-6.

Comment 1 – Clause 7.15.6.3 Device Fault

Improve Device Fault definition.

Comment 2 – Clause 8.48.1.8 - Fourth paragraph

“After a successful SET MAX ADDRESS EXT command using a new maximum LBA address the content of all IDENTIFY DEVICE words shall comply with 6.2.1.” Delete the word “address”.

The SMART SAVE ATTRIBUTE VALUES command was made obsolete but the command was not removed from table 50. Should make the value D3h in table 50 be “Obsolete”.

Comment 4 – Clause 8.51.5.6 table

Lba Mid” should be “LBA Low” and LBA Mid”.

Comment 5 - Clause 9.7 DMA command protocol

There is confusion as to whether or not all data must be transferred in a single DMARQ/DMACK assertion. To alleviate the confusion, it is proposed that figure 29, the text for the HDMA1 to HDMA0 transition, figure 30, and the text for the DDMA1 to DDMA0 transition be modified as shown.

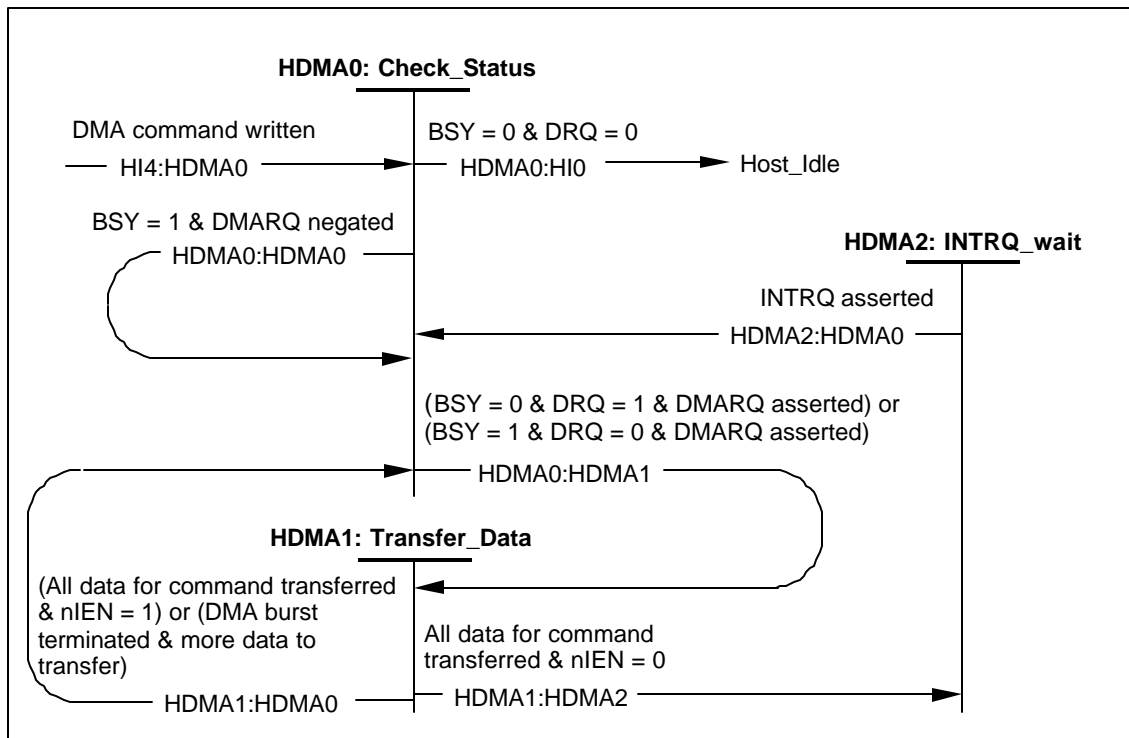


Figure 29 - Host DMA state diagram

Transition HDMA1:HDMA0: When the host has transferred all data for the command and nIEN is set to one or when the DMA burst has been terminated and all data for the command has not been transferred, then the host shall make a transition to the HDMA0: Check_Status state.

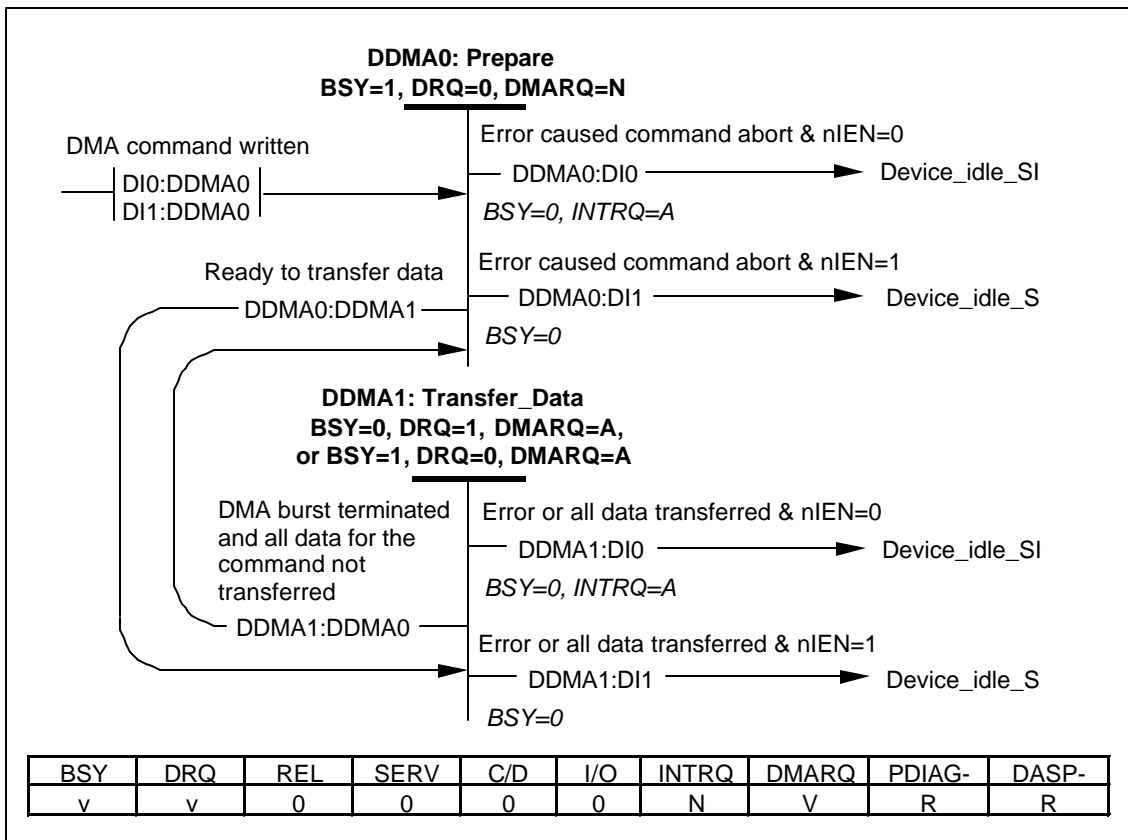


Figure 30 - Device DMA state diagram

Transition DDMA1:DDMA0: When the DMA burst is terminated and all data for the command has not been transferred, the device shall make a transition to the DDMA0: Prepare state.

Comment 6 - Clause 9.8 PACKET command protocol

There is confusion as to whether or not all DMA data must be transferred in a single DMARQ/DMACK assertion. To alleviate the confusion, it is proposed that figure 33, the HPD4 to HPD2 transition, figure 34, and the text for the DPD4 to DPD2 transition be modified as shown.

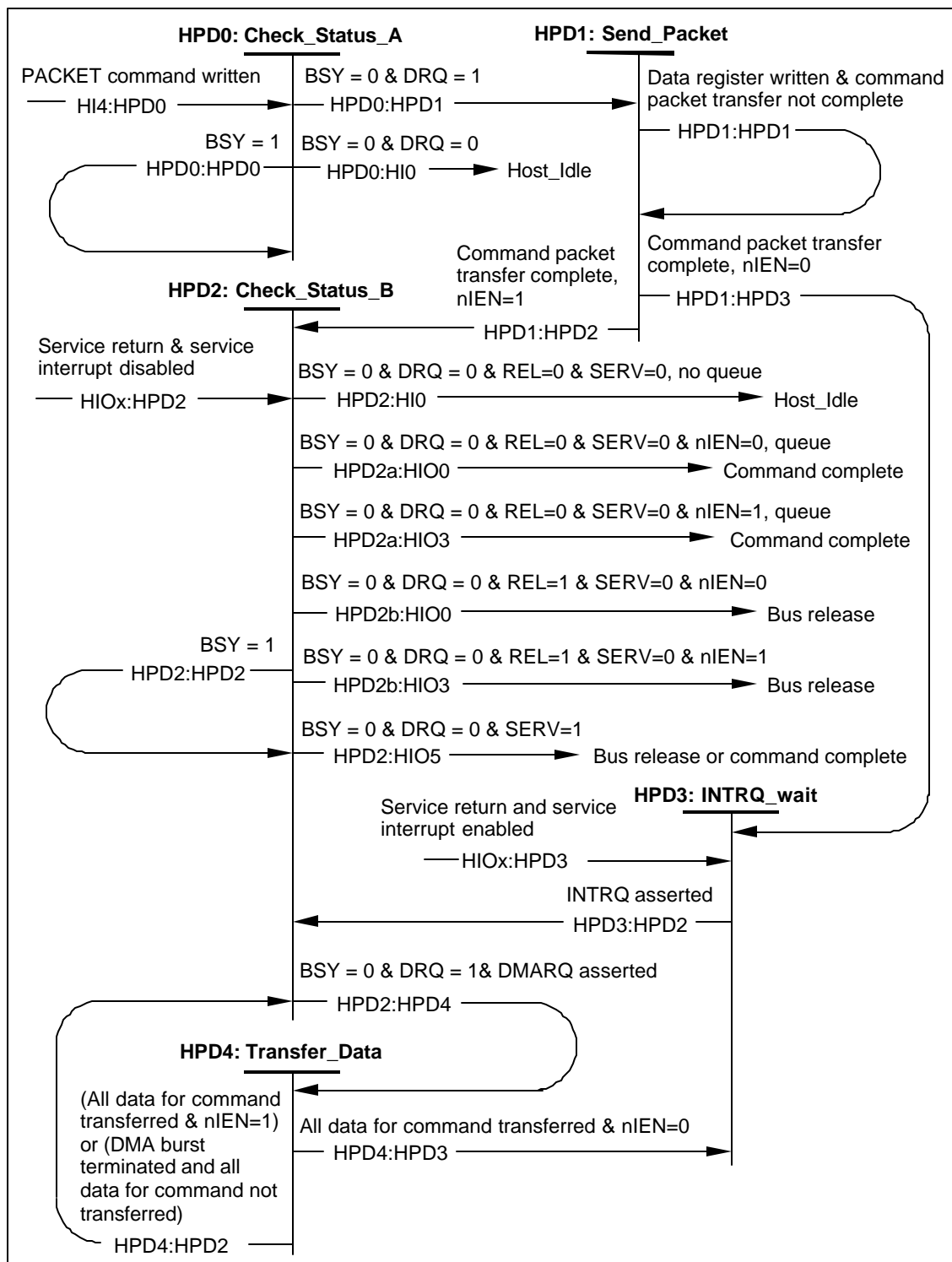


Figure 33 - Host PACKET DMA command state diagram

Transition HPD4:HPD2: When the host has transferred all data for the command and nIEN is set to one or when the DMA burst has been terminated and all data for the command has not been transferred, then the host shall make a transition to the HPD2: Check_Status_B state.

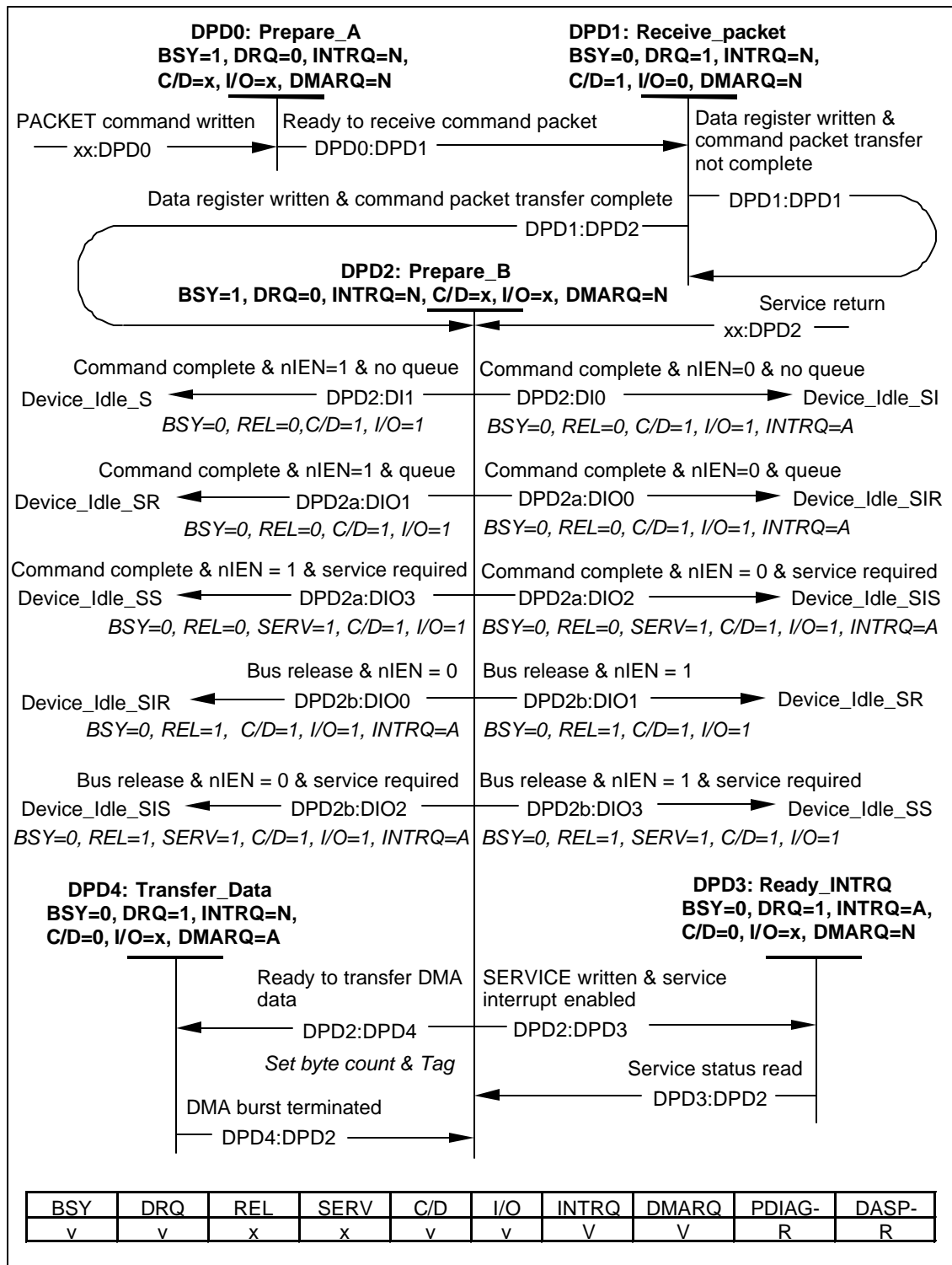


Figure 34 - Device PACKET DMA command state diagram

Transition DPD4:DPD2: When the DMA burst is terminated, the device shall make a transition to the DPD2: Prepare_B state.

Comment 7 - Clause 9.9 READ/WRITE DMA QUEUED command protocol

There is confusion as to whether or not all DMA data must be transferred in a single DMARQ/DMACK assertion. To alleviate the confusion, it is proposed that figure 35, the HDMAQ1 to HDMAQ0 transition, figure 36, and the text for the DDMAQ1 to DDMAQ0 transition be modified as shown.

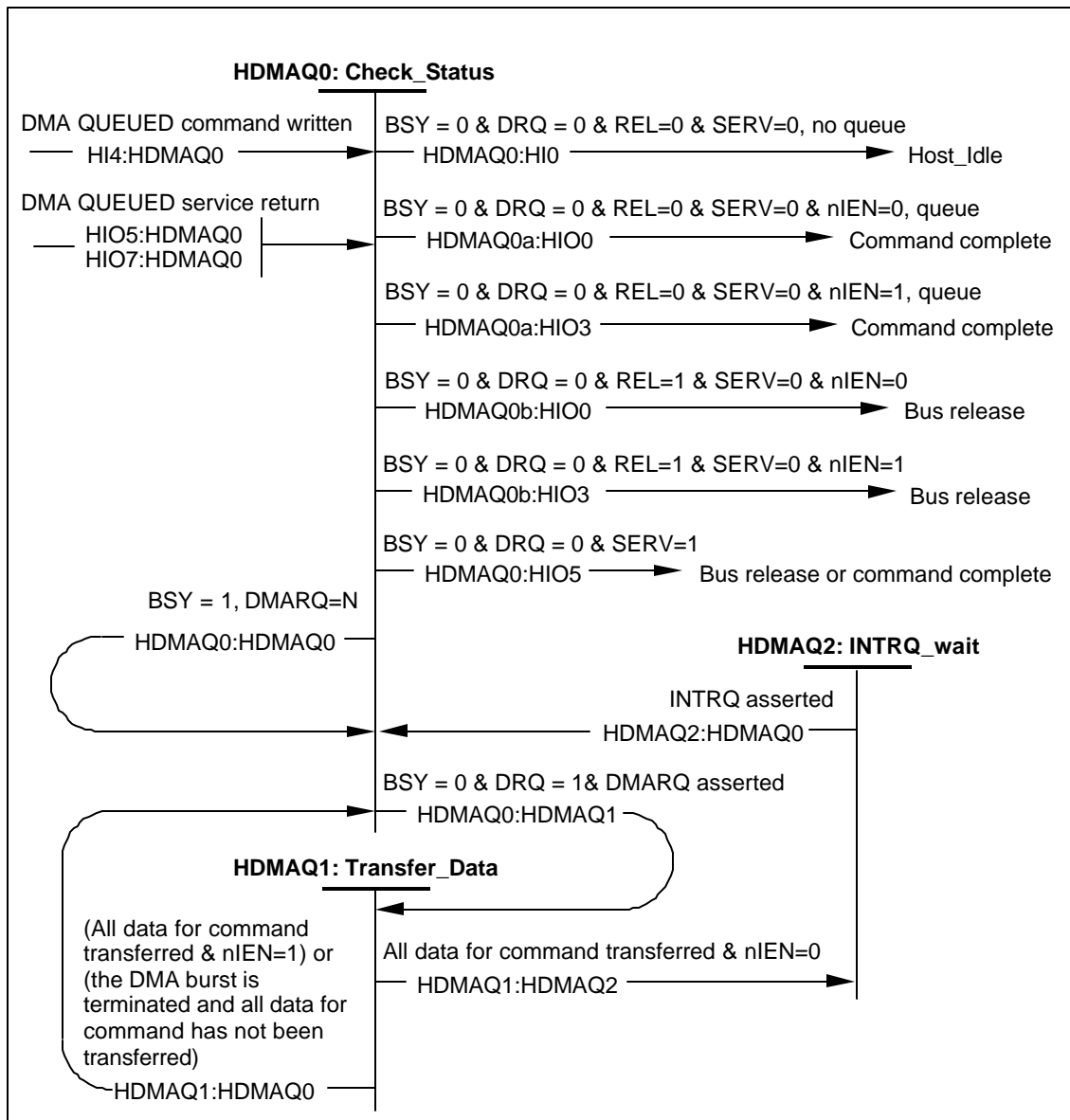


Figure 35 - Host DMA QUEUED state diagram

Transition HDMAQ1:HDMAQ0: When all data for the request has been transferred and nIEN is set to one or when the DMA burst is terminated and all data for the request has not been transferred, then the host shall make a transition to the HDMAQ0: Check_Status state.

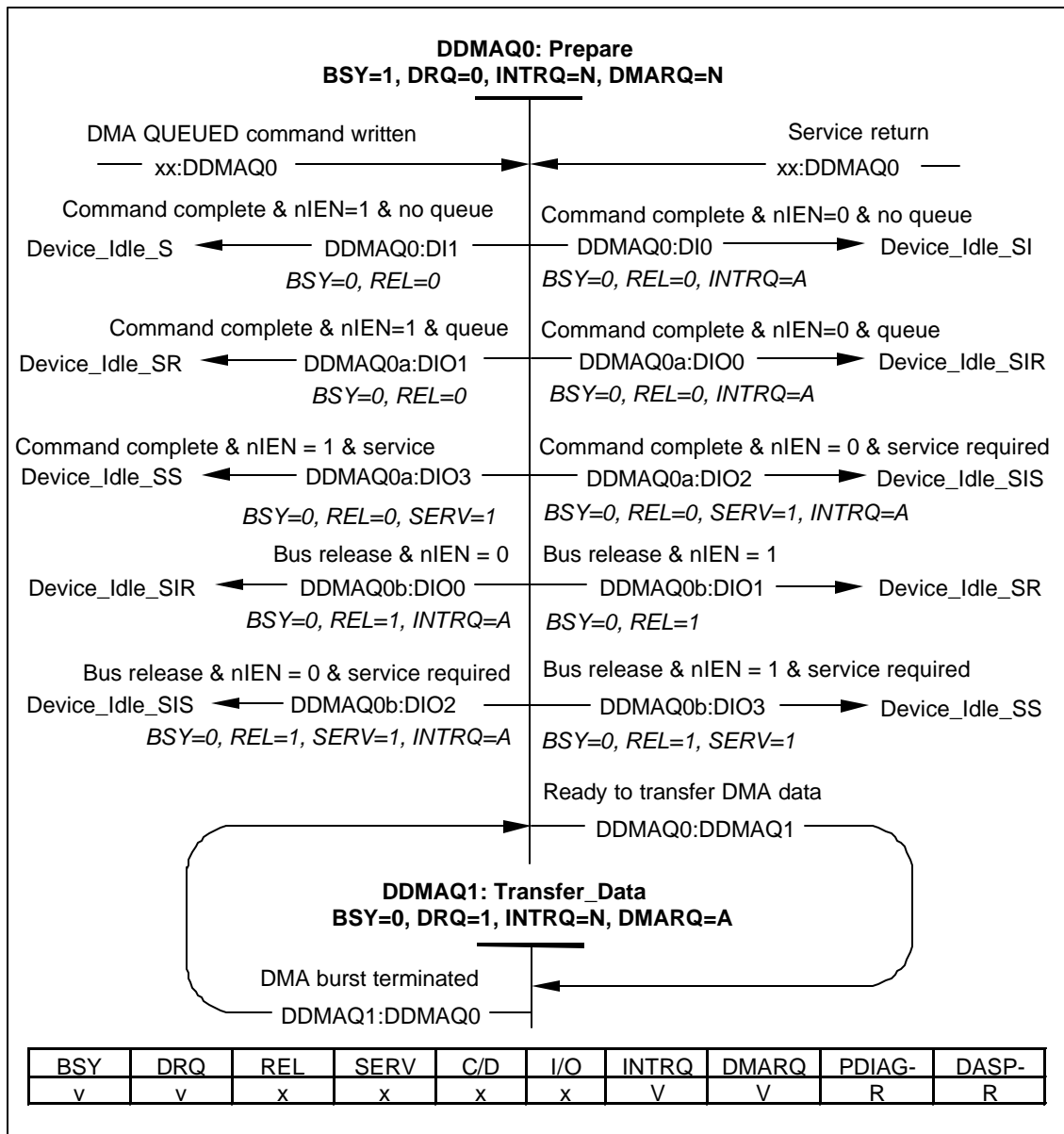


Figure 36 - Device DMA QUEUED command state diagram

Transition DDMAQ1:DDMAQ0: When the DMA burst has been terminated, then the device shall make a transition to the DDMAQ0: Prepare state.