

Accredited Standards Committee
NCITS, Information Technology

Doc.No. : T13/E01143R1
Date : 12/14/2001
Project : 1410D
Ref. Docs. : T13/E01025R0
Reply to : Mr. Peter McLean
Maxtor Corporation
2190 Miller Drive
Longmont, CO 80501
(303) 678-2149
pete_mclean@maxtor.com

To: T13 Membership
From: Peter McLean, ATA/ATAPI-6 editor
Subj: Response to ATA/ATAPI-6 letter ballot comments

The ATA/ATAPI-6 letter ballot, T13/E01025R0, project 1410D results were 18:0:0:2. In addition, two yes votes included comments.

The editor wishes to thank all of the members who took the time to review the ATA/ATAPI-6 document and offer comments.

Responses to these comments follow.

The Yes vote from Tim Bradshaw at Iomega Corporation had the following comments:

- 1) Page ii: T13 reflector info needs to be verified – doesn't agree with Website info; i.e. send to address should be "forum@t13.org". Subscribe and unsubscribe are different as well.

Comment accepted

- 2) Page 24, section 6.4.2: "FLUSH CACHE" is listed as mandatory for packet devices, yet section 8.12.2 states this command is optional for packet devices. I believe section 8.12.2 to be correct.

Comment accepted

- 3) Page 31, section 6.9, first paragraph, last sentence: the phrase "then may needs to be set off, with a comma or other punctuation, and reenable should be hyphenated (according to Word).

Comment accepted – "and then may re-enable interrupts".

- 4) Page 48, section 6.17.1, first paragraph, end of sentence 4: "...

Comment accepted

- 5) Page 53, section 6.21, paragraph 7 (last paragraph on page): "Figure and" – the figure statement needs a number (should be 11, I believe).

Comment accepted

- 6) Page 73, section 7.15.6.3, last line: "...that is not result of an..." – should there be a "the" between

Comment accepted

- 7) Page 363, section 9.11, figure 41: "DDR1:DDR2" in the figure should read "DDR0:DDR1" (there is no DDR2 state defined).

Comment accepted

- 8) Page 371, section 9.16.2, paragraph two, first sentence, second line: "...in the same way would if Device 0 was present." should probably be changed to something like "...in the same way it would if Device 0 was present."

Comment accepted

- 9) Page 471, Annex D: "(1) EIA documentsmay..." – space needed between "documents" and "may"

Comment accepted

The Yes vote from Pete McLean at Maxtor Corporation had the following comments:

Comments accompanying Maxtor Yes vote on letter ballot to forward ATA/ATAPI-6.

Comment 1 – Clause 7.15.6.3 – Device Fault

Improve Device Fault definition.

Comment accepted – added sentence "Recovery from a Device Fault is device specific."

Comment 2 – Clause 8.48.1.8 - Fourth paragraph

"After a successful SET MAX ADDRESS EXT command using a new maximum LBA address the content of all IDENTIFY DEVICE words shall comply with 6.2.1." Delete the word "address".

Comment accepted

Comment 3 – Clause 8.51 table 50

The SMART SAVE ATTRIBUTE VALUES command was made obsolete but the command was not removed from table 50. Should make the value D3h in table 50 be "Obsolete".

Comment accepted

Comment 4 – Clause 8.51.5.6 table

Lba Mid" should be "LBA Low" and LBA Mid".

Comment accepted

Comment 5 - Clause 9.7 DMA command protocol

There is confusion as to whether or not all data must be transferred in a single DMARQ/DMACK assertion. To alleviate the confusion, it is proposed that figure 29, the text for the HDMA1 to HDMA0 transition, figure 30, and the text for the DDMA1 to DDMA0 transition be modified as shown.

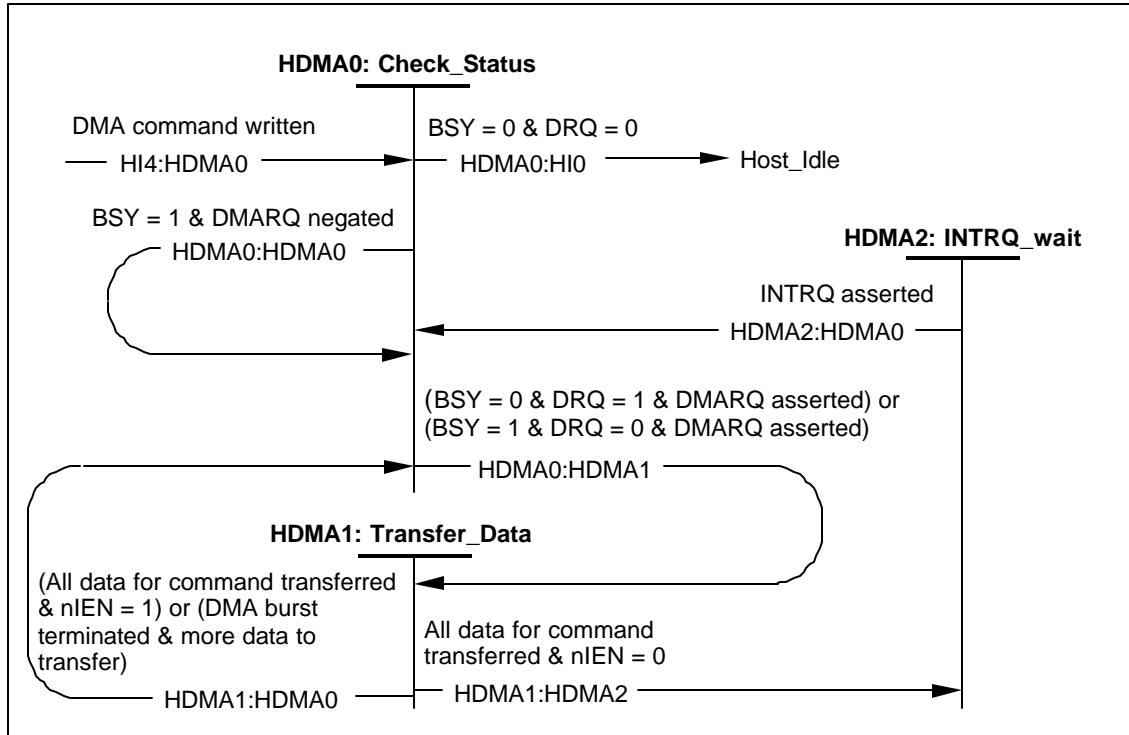


Figure 29 - Host DMA state diagram

Transition HDMA1:HDMA0: The host shall make a transition to the HDMA0: Check_Status state when 1) the host has transferred all data for the command and nIEN is set to one, or 2) the DMA burst has been terminated and all data for the command has not been transferred.

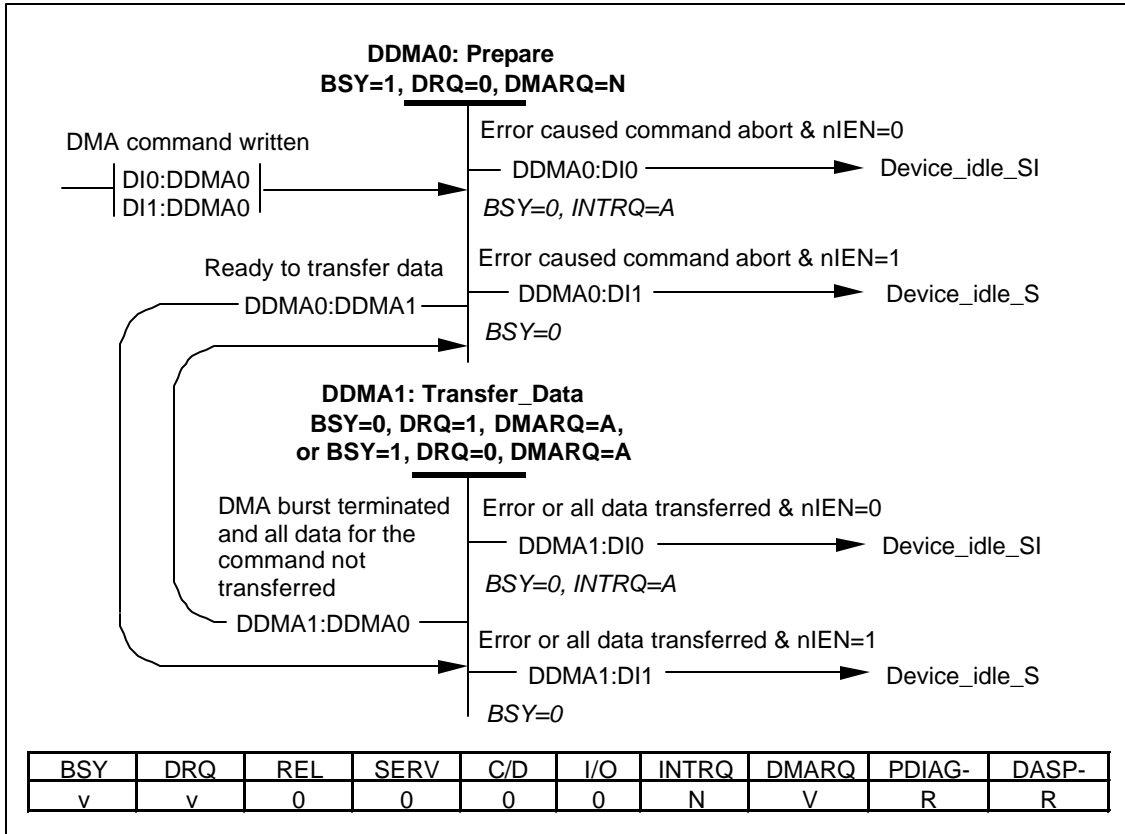


Figure 30 - Device DMA state diagram

Transition DDMA1:DDMA0: When the DMA burst is terminated and all data for the command has not been transferred, the device shall make a transition to the DDMA0: Prepare state.

Comment accepted

Comment 6 - Clause 9.8 PACKET command protocol

There is confusion as to whether or not all DMA data must be transferred in a single DMARQ/DMACK assertion. To alleviate the confusion, it is proposed that figure 33, the HPD4 to HPD2 transition, figure 34, and the text for the DPD4 to DPD2 transition be modified as shown.

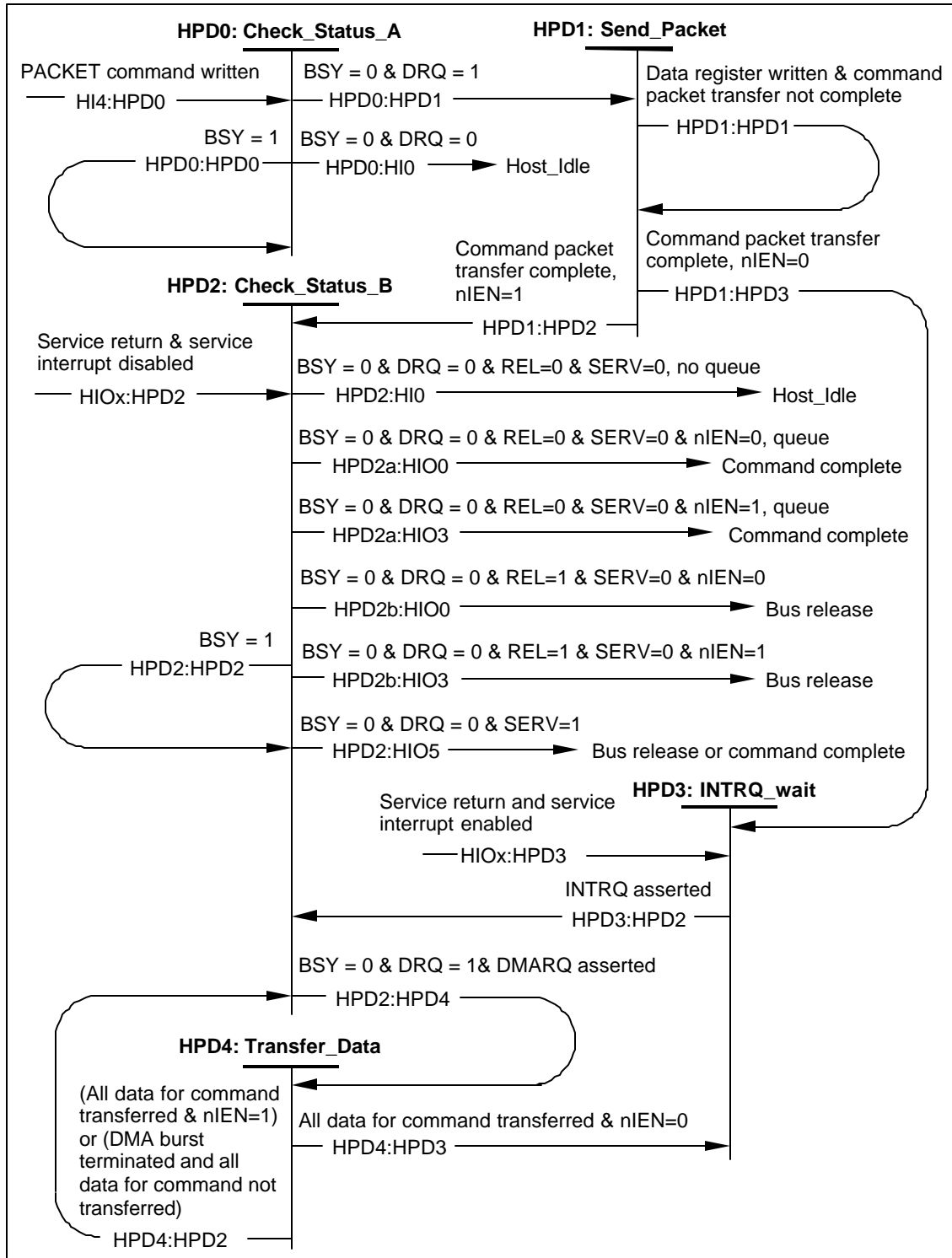


Figure 33 - Host PACKET DMA command state diagram

Transition HPD4:HPD2: The host shall make a transition to the HPD2: Check_Status_B state when 1) the host has transferred all data for the command and nIEN is set to one, or 2) the DMA burst has been terminated and all data for the command has not been transferred.

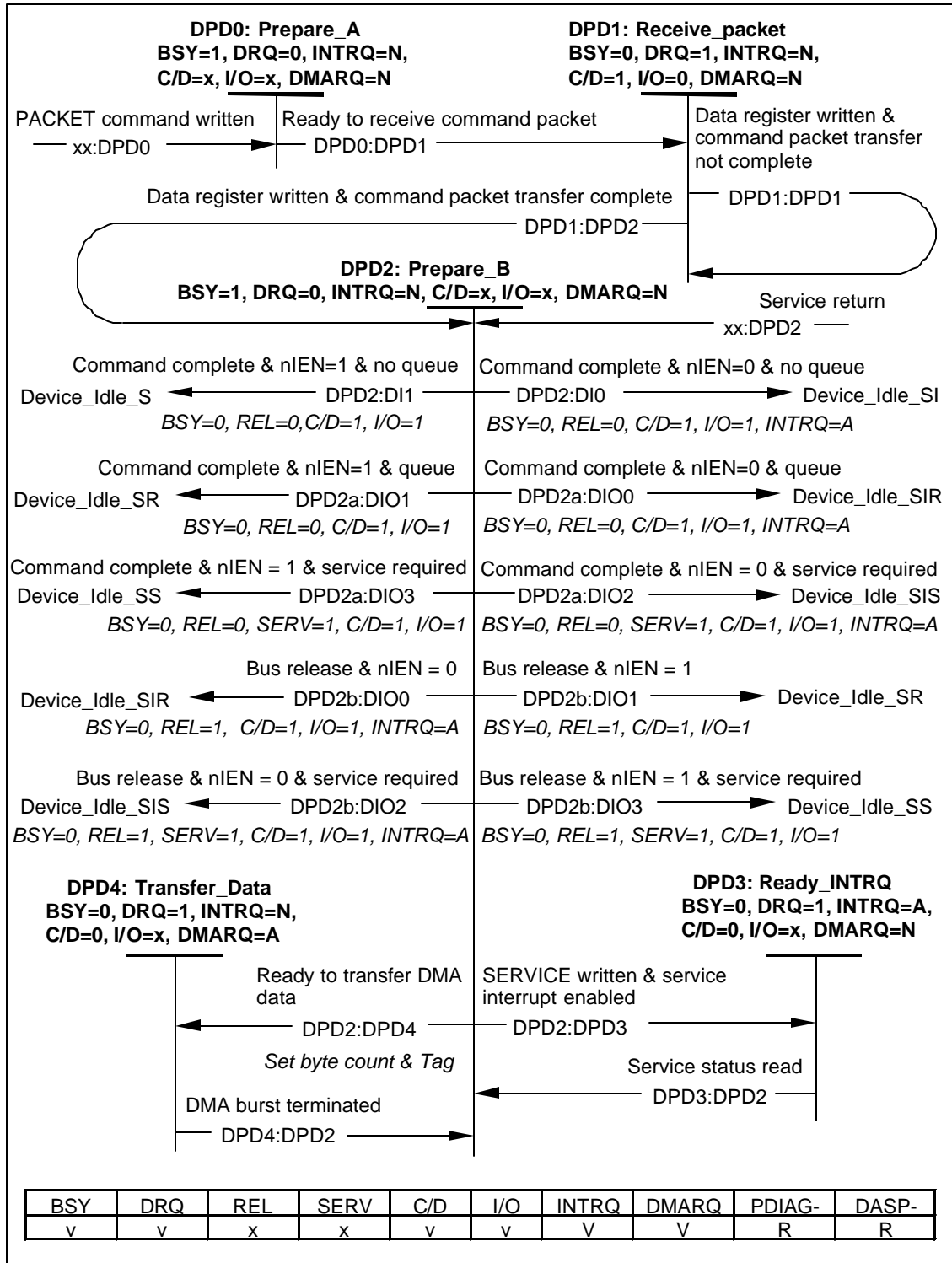


Figure 34 - Device PACKET DMA command state diagram

Transition DPD4:DPD2: When the DMA burst is terminated, the device shall make a transition to the DPD2: Prepare_B state. All of the data for the command may not have been transferred.

Comment accepted

Comment 7 - Clause 9.9 READ/WRITE DMA QUEUED command protocol

There is confusion as to whether or not all DMA data must be transferred in a single DMARQ/DMACK assertion. To alleviate the confusion, it is proposed that figure 35, the HDMAQ1 to HDMAQ0 transition, figure 36, and the text for the DDMAQ1 to DDMAQ0 transition be modified as shown.

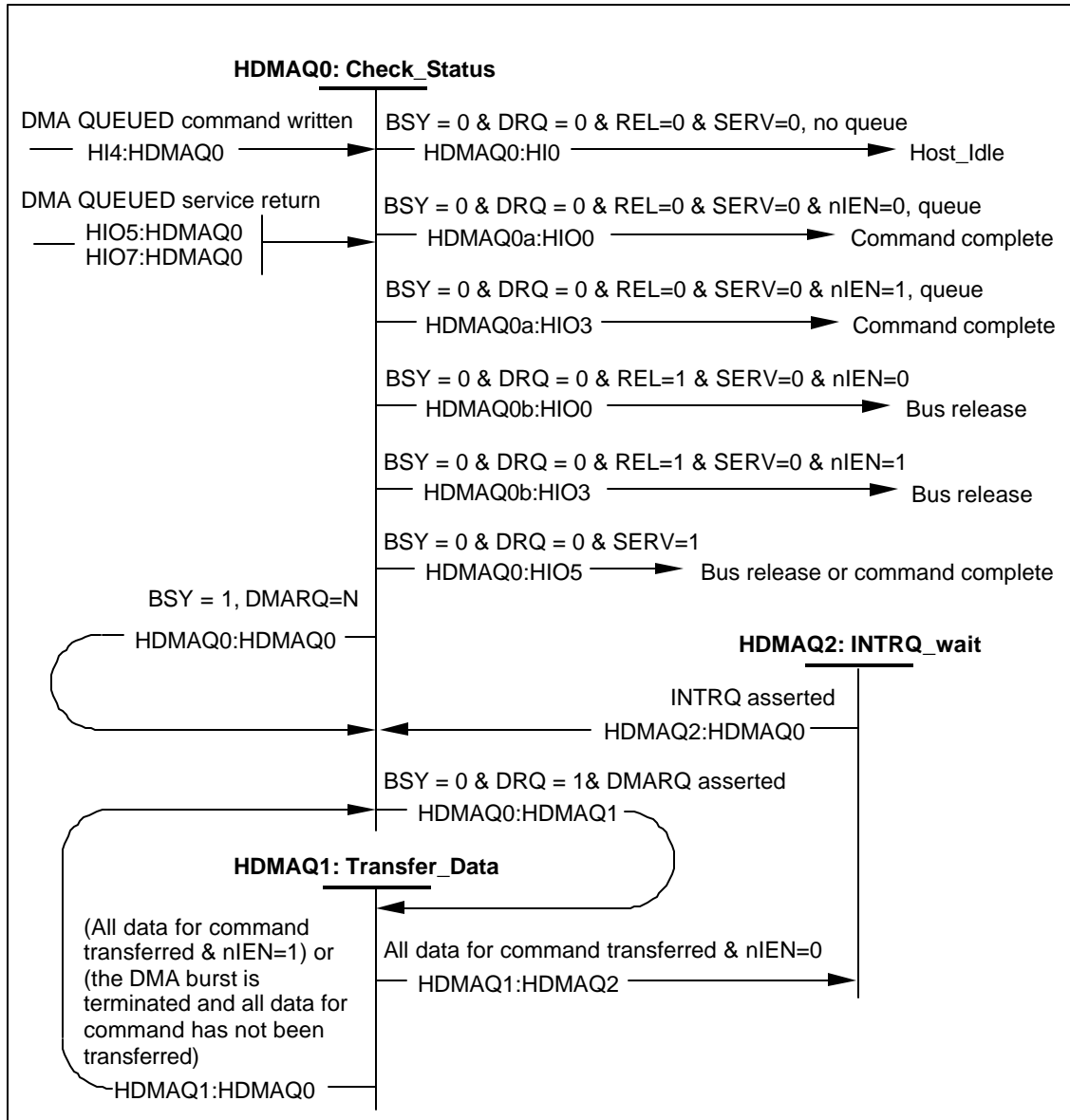


Figure 35 - Host DMA QUEUED state diagram

Transition HDMAQ1:HDMAQ0: The host shall make a transition to the HDMAQ0: Check_Status state when 1) all data for the request has been transferred and nIEN is set to one, or 2) the DMA burst is terminated and all data for the request has not been transferred.

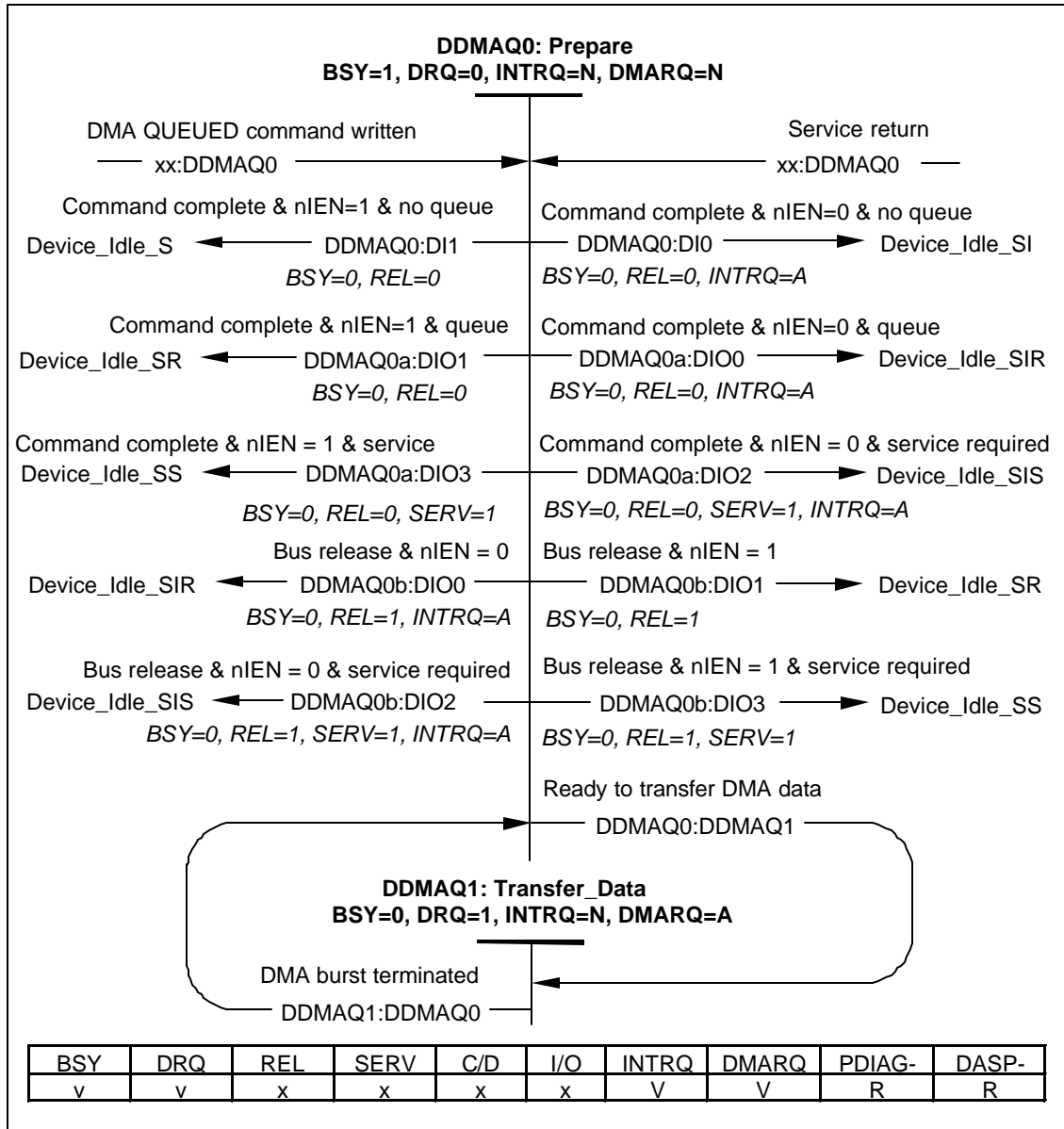


Figure 36 - Device DMA QUEUED command state diagram

Transition DDMAQ1:DDMAQ0: When the DMA burst has been terminated, then the device shall make a transition to the DDMAQ0: Prepare state. All of the data for the command may not have been transferred.

Comment accepted